

Quick-Start Guide

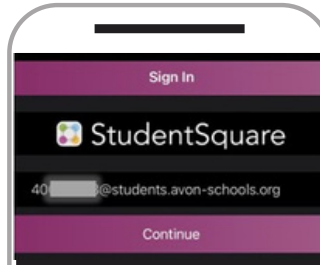
StudentSquare is a safe and secure tool for communication between educators and students in grades -12. Here's how to get started.

INSTALL THE APP ON YOUR MOBILE DEVICE AND LOG IN

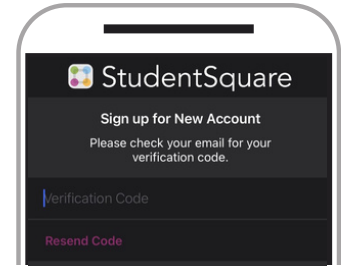
- 1** Download the iPhone or Android mobile app.



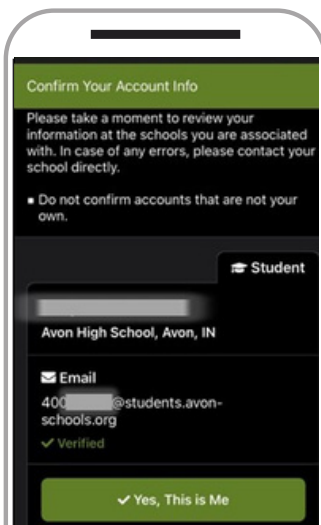
- 2** Log in with your school email address.



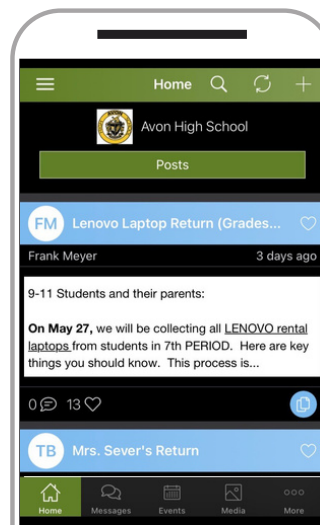
- 3** Check your school email for a verification code.



- 4** Create a password and confirm your account.

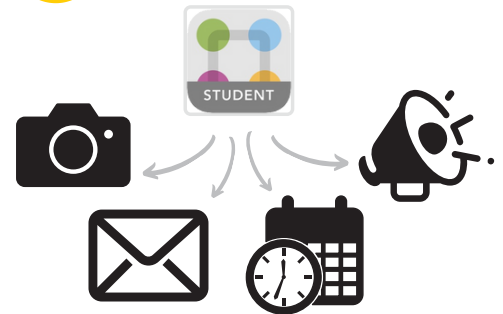


- 5** Access posts, messages, events and more.



LEARN HOW IT WORKS

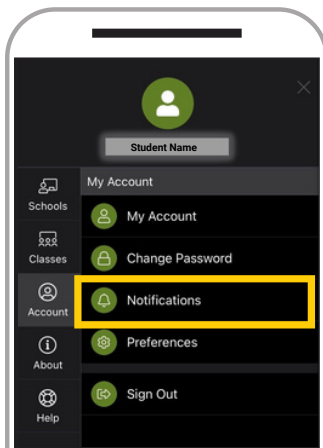
- 1** Coaches, club leaders, and teachers share updates.



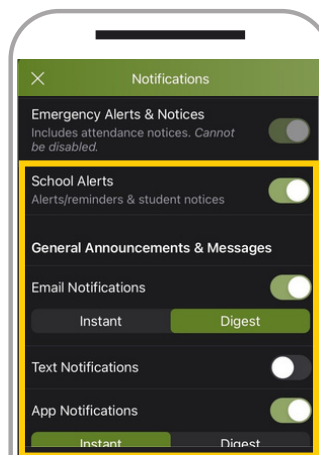
- 2** You receive info, respond, and get automated reminders. Everyone has easy access to all interactions in one place.

CHOOSE YOUR NOTIFICATION PREFERENCES


- 1** Tap the '☰' icon at the top-left corner. Then tap 'Account' and 'Notifications.'



- 2** Select how and when you would prefer to be notified.



NO SMARTPHONE?

-  Sign in to StudentSquare on the web using your student email address.

mystudentsquare.com/signin

